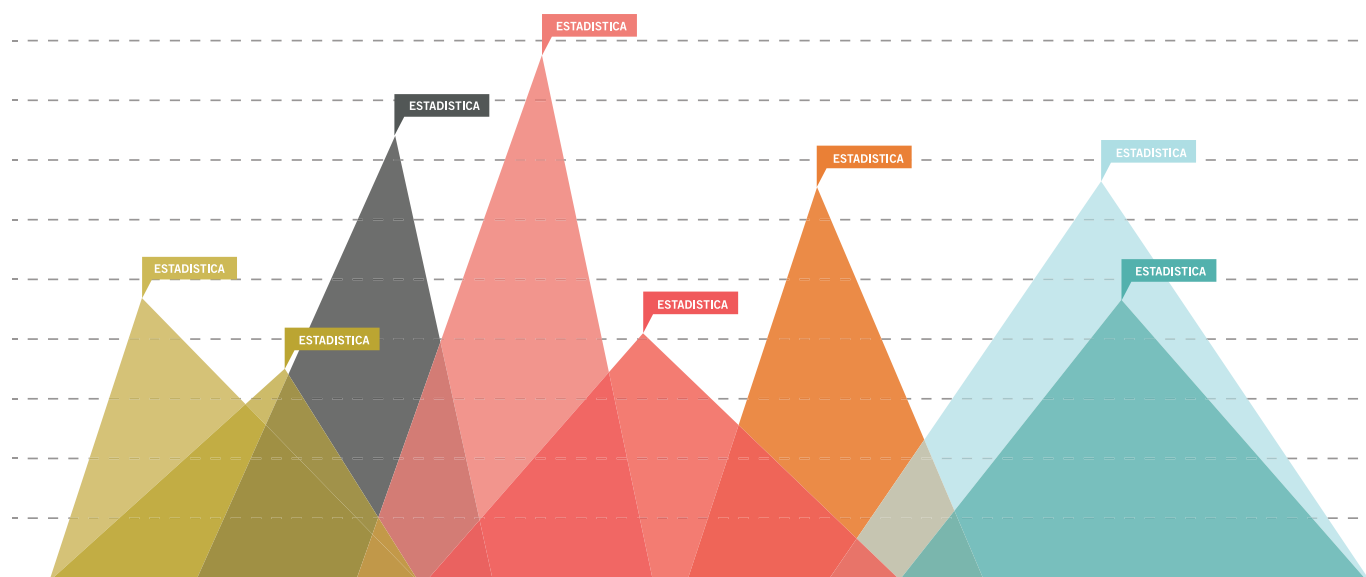


Información Estadística



Esta sección muestra el movimiento de la exportaciones, las importaciones y la balanza comercial de sector alimentario argentino. Los datos son agrupados de acuerdo al capítulo 15 de la Clasificación Industrial Internacional Uniforme (CIIU). También se encuentran en www.alimentosargentinos.gob.ar/estadisticas

Estadísticas

Exportaciones, Importaciones y Balanza comercial / CIU 15

Referencias

1511 / Prod., procesamiento y conservación de carne y productos cárnicos
 1512 / Elaboración y conservación de pescado y productos de pescado
 1513 / Elaboración y conservación de frutas, legumbres y hortalizas
 1514 / Elaboración de aceites y grasas de origen vegetal y animal
 1520 / Elaboración de productos lácteos
 1531 / Elaboración de productos de molinería
 1532 / Elaboración de almidones y productos derivados del almidón
 1533 / Elaboración de alimentos preparados para animales
 1541 / Elaboración de productos de panadería
 1542 / Elaboración de azúcar

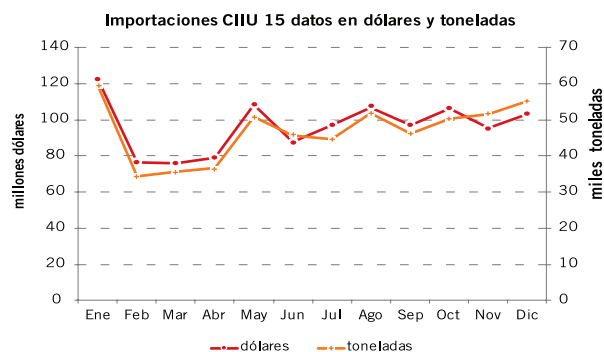
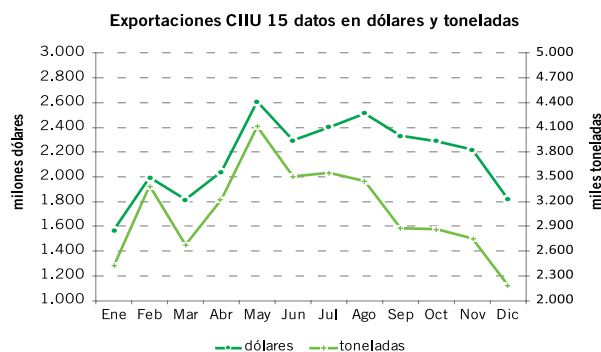
1543 / Elaboración de cacao y chocolate y de productos de confitería
 1544 / Elaboración de pastas alimenticias
 1549 / Elaboración de productos alimenticios n.c.p.
 1551 / Destilación, rectificación y mezcla de bebidas alcohólicas; prod. de alcohol etílico a partir de sustancias fermentadas
 1552 / Elaboración de vinos y otras bebidas fermentadas a partir de frutas
 1553 / Elaboración de cerveza, bebidas malteadas y de malta
 1554 / Elaboración de bebidas no alcohólicas, producción de aguas minerales

Exportaciones CIU / 2012 / Toneladas

Ton	Ene	Feb	Mar	Abr	May	Jun	Jul	Ago	Sep	Oct	Nov	Dic
1511	48,153.2	58,099.7	54,227.9	52,273.2	45,772.2	43,242.7	52,926.7	62,606.2	59,913.3	61,379.2	62,178.3	54,576.6
1512	26,446.1	26,005.9	41,363.3	36,267.4	41,739.4	37,511.4	33,014.2	37,129.5	38,750.4	39,845.2	33,320.7	32,493.1
1513	71,159.8	59,544.9	65,554.0	68,526.2	65,428.8	70,940.4	106,439.8	98,096.1	97,146.0	97,671.4	84,108.4	69,551.7
1514	1,712,617.2	2,686,020.6	1,926,803.4	2,524,492.5	3,398,712.5	2,793,706.2	2,749,090.1	2,568,908.3	2,111,472.3	1,945,982.1	1,957,549.8	1,539,887.7
1520	36,366.4	29,556.2	32,707.1	29,359.6	23,635.7	24,671.8	31,293.8	32,033.0	37,114.6	35,414.3	36,059.7	29,819.2
1531	310,825.6	341,787.1	350,095.3	318,384.8	325,894.6	320,589.3	337,262.8	339,568.6	269,898.9	362,654.5	288,118.2	218,158.7
1532	12,787.3	16,920.1	13,965.6	14,478.2	15,196.3	16,332.7	14,616.6	17,356.1	12,845.0	15,194.4	17,502.0	14,462.4
1533	66,081.5	70,766.4	48,790.6	60,874.9	74,964.3	96,319.6	99,386.9	96,967.2	104,200.0	140,301.2	100,460.2	62,092.7
1541	3,163.0	4,313.3	4,648.7	3,729.5	4,912.8	5,129.1	4,724.7	4,405.0	4,694.0	5,805.6	4,980.2	3,991.6
1542	6,885.5	9,252.4	21,731.3	7,278.2	10,113.8	3,755.1	5,697.2	60,334.4	13,384.7	13,833.1	51,275.8	30,972.2
1543	5,926.5	4,471.3	4,804.8	6,068.0	6,410.4	5,889.8	6,281.2	6,625.9	5,849.1	7,132.2	5,682.3	5,193.9
1544	3,118.3	1,094.7	1,909.3	1,511.9	899.0	489.7	1,049.0	1,549.2	1,943.6	1,340.5	2,825.7	1,555.3
1549	11,875.0	11,686.8	13,874.4	11,832.6	12,072.2	14,395.1	14,441.4	14,663.3	16,703.1	16,174.3	17,525.9	15,204.6
1551	671.1	762.3	781.8	816.3	1,155.8	938.7	884.0	1,054.6	892.0	1,217.8	1,453.6	1,729.2
1552	31,042.2	29,449.6	30,483.0	27,957.1	29,580.4	26,920.0	33,687.4	35,767.1	33,649.2	37,782.9	32,278.5	26,744.6
1553	64,799.7	34,676.1	53,147.8	53,688.1	53,188.6	43,134.4	52,184.7	62,405.2	64,147.3	77,395.0	50,326.7	72,611.4
1554	6,050.6	5,561.5	6,753.1	5,360.0	6,128.3	5,429.0	4,164.6	5,394.1	3,287.4	7,004.0	6,672.8	5,154.4
Total	2,417,969.0	3,389,969.0	2,671,641.6	3,222,898.5	4,115,805.0	3,509,395.1	3,547,145.1	3,444,863.8	2,875,891.1	2,866,127.6	2,752,318.8	2,184,199.2

Exportaciones CIU / 2012 / Miles US\$

miles FOB	Ene	Feb	Mar	Abr	May	Jun	Jul	Ago	Sep	Oct	Nov	Dic
1511	153,450.0	190,081.6	176,814.2	161,602.1	153,852.6	135,687.9	155,798.6	188,666.9	173,263.7	181,891.6	189,035.8	163,207.2
1512	80,839.7	70,858.4	107,426.1	100,714.7	128,246.7	109,184.8	102,810.8	122,586.2	138,789.0	138,514.4	111,919.1	103,350.5
1513	114,370.6	96,634.2	105,369.0	110,170.6	105,118.7	121,853.1	180,372.3	171,396.3	161,826.5	155,319.2	135,163.4	110,756.6
1514	786,963.9	1,242,310.2	987,308.9	1,256,584.3	1,809,409.0	1,529,139.8	1,508,463.7	1,540,519.4	1,383,264.6	1,266,364.3	1,293,632.0	1,023,614.7
1520	139,155.5	112,034.7	124,917.5	116,865.9	89,773.0	90,220.2	106,062.7	107,334.9	121,188.5	116,777.2	124,037.4	100,977.5
1531	82,954.4	88,646.1	89,895.3	80,596.4	94,509.1	85,980.2	95,634.6	104,270.3	87,096.3	112,173.5	91,737.5	71,240.3
1532	6,550.1	7,957.5	9,555.9	7,039.9	8,194.6	11,164.7	8,457.9	6,903.9	6,606.4	7,756.0	8,042.6	9,755.5
1533	27,573.4	29,582.6	24,397.2	29,638.2	34,638.3	44,131.1	48,553.6	48,226.6	56,670.5	75,558.2	55,865.4	35,118.2
1541	7,339.6	9,222.4	10,701.8	8,328.7	11,060.9	11,872.1	11,132.8	10,653.2	11,402.4	14,596.4	12,067.3	9,651.1
1542	4,864.4	6,392.5	14,208.1	5,683.2	7,400.8	2,601.3	5,665.9	37,453.9	12,488.2	9,472.4	25,648.8	16,457.0
1543	25,325.7	18,126.9	18,593.5	22,054.4	23,797.4	19,131.4	22,702.2	22,162.7	20,052.4	29,018.4	24,552.1	23,933.9
1544	2,547.9	828.9	1,433.6	1,217.2	952.2	725.1	960.6	1,293.7	1,439.7	1,171.4	2,150.1	1,455.1
1549	30,289.0	34,552.7	43,536.3	29,547.3	30,628.8	37,691.2	39,467.8	33,319.0	37,599.7	39,352.9	35,122.1	34,017.4
1551	1,180.3	1,775.1	1,646.2	1,821.6	2,393.6	2,007.0	1,781.9	3,041.7	1,919.5	2,681.4	3,449.9	3,893.8
1552	67,505.0	66,564.7	69,576.0	75,755.1	76,817.4	66,829.1	85,435.3	83,342.6	83,210.3	95,297.9	79,193.0	72,448.5
1553	31,879.7	16,697.3	26,091.5	27,121.3	26,615.9	20,841.0	26,983.0	31,306.0	32,026.9	38,190.0	24,866.9	36,331.5
1554	3,900.7	3,549.5	4,351.4	3,305.1	3,967.9	3,785.8	3,070.4	3,899.2	2,354.2	4,742.7	4,492.8	3,719.3
Total	1,566,690.0	1,995,815.3	1,815,822.6	2,038,046.2	2,607,376.9	2,292,845.9	2,403,354.0	2,516,376.5	2,331,199.0	2,288,877.9	2,220,975.9	1,819,928.2



Importaciones CIU / 2012 / Toneladas												
Ton	Ene	Feb	Mar	Abr	May	Jun	Jul	Ago	Sep	Oct	Nov	Dic
1511	10,564.1	2,373.2	3,892.5	3,307.6	6,852.1	5,940.2	7,901.6	8,469.2	7,343.0	6,082.5	6,378.4	6,409.7
1512	4,660.7	3,036.2	4,515.9	2,789.7	2,201.2	2,718.7	2,828.9	2,785.2	3,138.0	4,300.1	3,167.7	3,457.4
1513	10,353.8	6,496.1	4,896.5	4,326.6	6,935.5	7,339.3	6,711.6	8,623.8	6,183.5	7,418.9	8,518.2	7,228.5
1514	2,912.9	1,644.3	2,138.2	2,284.1	3,617.8	3,079.2	2,818.8	3,164.4	3,086.6	3,087.2	2,200.9	12,773.4
1520	1,773.7	624.2	1,121.2	1,099.2	1,703.2	1,942.3	1,280.8	2,682.2	2,285.3	1,808.7	3,331.1	3,393.4
1531	7,376.6	3,370.6	5,939.3	7,493.2	6,983.5	7,607.2	4,813.1	7,551.4	7,083.5	7,995.8	5,637.4	2,920.7
1532	3,250.1	2,107.2	1,926.4	1,957.1	3,011.2	2,783.6	2,627.3	2,888.5	2,575.5	3,170.3	4,178.5	2,946.8
1533	1,548.4	1,411.8	1,798.7	1,353.0	2,322.0	1,940.0	2,973.8	2,133.6	2,136.4	2,371.3	2,470.9	2,033.3
1541	212.9	306.4	414.5	197.7	295.0	178.5	243.8	186.6	124.2	323.5	236.8	227.2
1542	602.1	229.0	616.0	242.3	581.5	273.8	441.2	490.6	436.0	329.2	326.1	221.3
1543	4,184.7	3,400.4	3,573.5	4,320.1	7,235.3	4,068.6	4,149.4	5,226.0	4,338.1	4,800.1	4,324.3	3,098.1
1544	198.5	235.6	118.1	44.7	109.5	97.8	124.8	165.6	116.7	89.3	176.3	187.0
1549	3,943.1	3,002.8	2,695.3	3,367.0	4,363.1	3,586.4	3,898.4	4,116.0	3,402.3	3,357.6	2,916.6	2,892.1
1551	3,802.8	4,103.5	512.2	669.4	1,327.7	1,081.3	1,090.9	844.2	1,232.5	1,166.3	889.5	1,343.8
1552	20.5	126.1	30.6	24.1	44.0	160.0	13.9	70.4	58.5	92.7	92.0	86.5
1553	1,993.1	949.5	429.4	382.8	1,185.8	705.3	1,001.8	486.3	951.1	1,872.8	1,142.9	3,416.0
1554	1,911.5	756.3	1,068.9	2,730.2	1,916.4	2,139.0	1,652.7	2,034.3	1,630.4	2,126.6	5,544.3	2,417.5
Total	59,309.7	34,173.2	35,687.1	36,588.6	50,684.8	45,641.2	44,572.6	51,918.4	46,121.8	50,393.1	51,531.9	55,052.6

Importaciones CIU / 2012 / Miles US\$												
miles FOB	Ene	Feb	Mar	Abr	May	Jun	Jul	Ago	Sep	Oct	Nov	Dic
1511	25,235.3	6,597.2	7,229.8	5,285.3	7,077.1	7,145.3	16,108.0	17,988.0	15,251.8	12,936.0	13,414.0	13,522.1
1512	15,861.7	10,751.1	15,545.6	9,713.5	8,356.6	10,008.1	10,237.7	11,395.2	11,938.6	18,518.9	13,719.0	14,001.7
1513	12,875.3	8,625.4	7,124.5	7,209.3	9,954.9	10,364.5	8,915.9	11,259.7	8,597.4	10,722.5	10,034.8	8,704.5
1514	5,307.6	3,224.3	4,245.1	4,262.8	7,125.1	5,972.7	5,700.2	5,816.0	5,628.3	5,763.7	4,057.8	14,627.3
1520	2,155.4	970.2	1,969.3	2,080.2	2,876.1	1,471.7	2,174.1	3,100.8	1,998.4	2,804.6	6,844.8	7,438.2
1531	2,795.1	1,329.9	1,069.0	1,567.7	3,048.9	1,943.3	1,391.3	2,292.9	2,736.7	2,245.9	1,917.2	1,626.8
1532	4,178.8	2,588.5	2,186.7	2,528.9	3,555.5	3,338.8	3,279.0	2,901.5	2,807.0	3,140.1	3,974.7	3,188.4
1533	3,659.1	3,583.7	3,316.1	3,814.8	5,440.3	4,079.8	5,988.2	5,137.9	5,057.8	5,301.5	5,096.5	4,423.6
1541	563.0	766.3	1,142.3	620.8	878.9	583.3	719.9	497.7	303.5	820.0	646.6	666.8
1542	241.0	92.6	260.3	77.2	193.9	84.5	134.5	150.4	129.7	142.6	122.0	123.5
1543	19,092.9	15,605.9	16,109.5	19,662.8	31,433.9	17,603.1	17,902.1	21,622.3	19,447.2	19,728.4	16,162.5	11,539.4
1544	273.2	369.4	168.5	69.0	199.5	153.6	189.0	241.7	190.7	160.5	330.4	287.7
1549	20,047.0	12,793.5	12,938.0	17,127.4	20,268.6	18,206.8	18,175.4	18,060.6	15,995.9	15,631.5	12,313.5	12,395.0
1551	6,829.5	6,770.5	1,507.5	1,782.4	4,804.1	3,450.6	3,256.7	2,871.2	3,990.6	3,763.7	2,546.9	4,736.7
1552	99.6	443.0	151.9	46.5	148.2	286.0	43.0	930.7	729.9	920.6	291.1	568.1
1553	1,820.7	945.1	287.4	291.2	1,108.4	680.2	920.0	437.7	950.5	1,928.0	1,300.1	3,237.6
1554	1,257.3	982.4	664.8	2,808.5	1,812.7	2,043.9	1,824.9	1,956.7	1,396.1	1,876.9	2,352.3	2,177.4
Total	122,292.4	76,438.8	75,916.2	78,948.5	108,282.8	87,416.3	96,959.9	106,661.1	97,150.4	106,405.4	95,124.2	103,264.9

Estadísticas

Importaciones CIU / 2012 / Miles US\$ CIF

miles CIF	Ene	Feb	Mar	Abr	May	Jun	Jul	Ago	Sep	Oct	Nov	Dic
1511	26,775.7	6,965.8	7,640.2	5,702.7	7,702.7	7,763.6	17,156.2	19,222.9	16,347.2	13,857.0	14,423.1	14,451.8
1512	16,490.4	11,163.0	16,204.7	10,098.3	8,673.1	10,392.9	10,690.4	11,817.8	12,409.6	19,159.8	14,231.8	14,533.0
1513	13,966.0	9,243.4	7,679.5	7,776.9	10,775.0	11,204.7	9,614.6	12,211.3	9,248.1	11,653.5	10,943.7	9,478.9
1514	5,609.1	3,396.1	4,467.0	4,581.9	7,595.3	6,342.2	6,061.1	6,198.3	6,027.6	6,124.1	4,318.6	15,274.9
1520	2,325.7	1,056.4	2,083.3	2,191.8	3,049.8	1,644.4	2,303.1	3,340.5	2,171.4	3,003.0	7,192.4	7,860.1
1531	3,125.0	1,507.2	1,236.1	1,803.1	3,464.4	2,230.6	1,589.9	2,606.4	3,072.3	2,544.2	2,157.7	1,804.6
1532	4,578.8	2,832.8	2,419.1	2,783.6	3,927.3	3,679.5	3,566.5	3,194.5	3,106.4	3,476.9	4,420.9	3,516.4
1533	3,867.0	3,783.5	3,540.1	3,987.0	5,721.9	4,375.4	6,358.5	5,405.3	5,334.5	5,642.0	5,424.1	4,715.9
1541	619.4	983.3	1,263.0	659.5	976.1	616.1	798.4	547.2	333.0	903.6	707.8	735.9
1542	315.9	118.3	328.1	102.7	261.4	115.2	189.6	206.3	174.3	185.0	184.0	159.7
1543	19,848.2	16,231.4	16,774.3	20,448.1	33,050.5	18,278.9	18,622.1	22,553.4	20,272.0	20,631.0	16,949.8	12,134.2
1544	298.0	393.7	191.9	73.5	213.2	168.1	206.4	266.0	208.7	177.3	356.6	319.3
1549	21,105.3	13,615.3	13,578.2	18,207.3	21,381.1	19,210.9	19,201.7	19,258.0	17,059.5	16,641.5	13,092.0	13,171.2
1551	7,357.2	7,280.8	1,598.7	1,908.3	5,044.2	3,629.1	3,431.0	3,017.1	4,212.5	3,968.8	2,741.5	4,984.9
1552	108.4	486.4	161.7	51.0	156.9	312.6	47.0	952.5	749.0	945.5	316.8	597.2
1553	2,035.3	1,042.7	325.0	329.2	1,233.4	758.6	1,025.3	490.5	1,063.8	2,196.7	1,456.9	3,665.2
1554	1,413.0	1,084.7	760.2	3,042.1	1,983.2	2,223.2	2,025.2	2,151.4	1,542.3	2,065.8	2,613.0	2,357.0
Total	129,838.5	81,184.7	80,251.1	83,747.0	115,209.4	92,946.0	102,887.0	113,439.4	103,332.2	113,175.7	101,530.6	109,760.4

Balanza comercial x CIU (diferencia entre exportaciones / importaciones) / 2012 / Toneladas

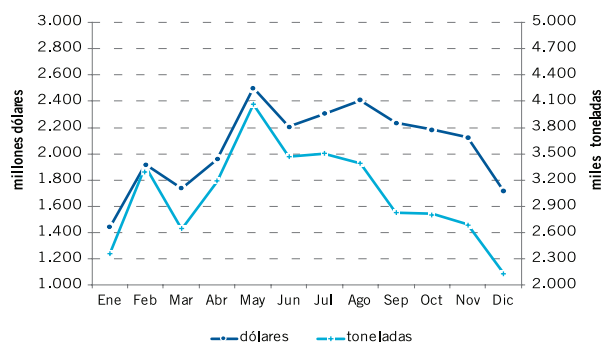
Ton	Ene	Feb	Mar	Abr	May	Jun	Jul	Ago	Sep	Oct	Nov	Dic
1511	37,589.1	55,726.6	50,335.5	48,965.6	38,920.1	37,302.5	45,025.0	54,136.9	52,570.3	55,296.6	55,799.9	48,167.0
1512	21,785.3	22,969.7	36,847.4	33,477.8	39,538.2	34,792.7	30,185.3	34,344.3	35,612.4	35,545.1	30,153.1	29,035.7
1513	60,805.9	53,048.8	60,657.5	64,199.6	58,493.3	63,601.1	99,728.2	89,472.4	90,962.5	90,252.5	75,590.2	62,323.2
1514	1,709,704.3	2,684,376.3	1,924,665.2	2,522,208.4	3,395,094.7	2,790,627.0	2,746,271.3	2,565,743.9	2,108,385.8	1,942,894.9	1,955,348.9	1,527,114.3
1520	34,592.7	28,931.9	31,585.9	28,260.4	21,932.5	22,729.5	30,013.0	29,350.8	34,829.2	33,605.6	32,728.6	26,425.8
1531	303,449.0	338,416.5	344,156.0	310,891.6	318,911.1	312,982.1	332,449.7	332,017.2	262,815.4	354,658.6	282,480.8	215,238.0
1532	9,537.1	14,812.9	12,039.2	12,521.1	12,185.1	13,549.1	11,989.3	14,467.5	10,269.5	12,024.1	13,323.5	11,515.7
1533	64,533.1	69,354.6	46,991.9	59,521.9	72,642.3	94,379.7	96,413.2	94,833.6	102,063.6	137,929.9	97,989.3	60,059.4
1541	2,950.1	4,006.9	4,234.2	3,531.8	4,617.8	4,950.6	4,480.8	4,218.4	4,569.8	5,482.1	4,743.4	3,764.4
1542	6,283.4	9,023.4	21,115.4	7,035.9	9,532.3	3,481.3	5,256.0	59,843.8	12,948.7	13,503.9	50,949.8	30,750.9
1543	1,741.8	1,070.9	1,231.3	1,748.0	-824.9	1,821.2	2,131.9	1,399.8	1,511.0	2,332.0	1,358.0	2,095.8
1544	2,919.8	859.0	1,791.2	1,467.2	789.5	391.9	924.2	1,383.7	1,826.9	1,251.2	2,649.4	1,368.3
1549	7,931.9	8,684.0	11,179.1	8,465.6	7,709.1	10,808.7	10,543.1	10,547.2	13,300.7	12,816.6	14,609.4	12,312.4
1551	-3,131.7	-3,341.2	269.6	146.9	-171.9	-142.6	-206.9	210.3	-340.5	51.4	564.0	385.4
1552	31,021.6	29,323.6	30,452.5	27,933.0	29,536.4	26,760.0	33,673.5	35,696.7	33,590.8	37,690.2	32,186.5	26,658.1
1553	62,806.6	33,726.6	52,718.4	53,305.3	52,002.8	42,429.1	51,182.9	61,919.0	63,196.3	75,522.2	49,183.7	69,195.4
1554	4,139.1	4,805.2	5,684.2	2,629.8	4,211.9	3,290.1	2,511.9	3,359.8	1,657.0	4,877.3	1,128.4	2,736.9
Total	2,358,659.2	3,355,795.8	2,635,954.5	3,186,310.0	4,065,120.2	3,463,753.9	3,502,572.6	3,392,945.4	2,829,769.4	2,815,734.4	2,700,786.9	2,129,146.6

Para mayor información puede encontrar estos datos en www.alimentosargentinos.gov.ar/estadisticas.

Balanza comercial x CIU (diferencia entre exportaciones / importaciones) / 2012 / Miles US\$ FOB

miles FOB	Ene	Feb	Mar	Abr	May	Jun	Jul	Ago	Sep	Oct	Nov	Dic
1511	128,214.7	183,484.4	169,584.4	156,316.8	146,775.4	128,542.7	139,690.5	170,678.9	158,011.9	168,955.6	175,621.8	149,685.2
1512	64,978.0	60,107.3	91,880.5	91,001.3	119,890.1	99,176.7	92,573.1	111,191.0	126,850.4	119,995.5	98,200.1	89,348.8
1513	101,495.3	88,008.9	98,244.5	102,961.3	95,163.8	111,488.7	171,456.4	160,136.5	153,229.1	144,596.6	125,128.6	102,052.1
1514	781,656.3	1,239,085.9	983,063.9	1,252,321.6	1,802,283.9	1,523,167.1	1,502,763.5	1,534,703.4	1,377,636.3	1,260,600.6	1,289,574.1	1,008,987.4
1520	137,000.1	111,064.5	122,948.2	114,785.7	86,896.9	88,748.5	103,888.5	104,234.1	119,190.1	113,972.6	117,192.5	93,539.3
1531	80,159.3	87,316.2	88,826.3	79,028.7	91,460.2	84,036.9	94,243.3	101,977.4	84,359.6	109,927.6	89,820.3	69,613.5
1532	2,371.3	5,369.1	7,369.2	4,511.1	4,639.1	7,825.9	5,178.9	4,002.4	3,799.4	4,615.9	4,067.8	6,567.2
1533	23,914.2	25,998.9	21,081.1	25,823.4	29,198.0	40,051.4	42,565.3	43,088.7	51,612.7	70,256.7	50,768.9	30,694.7
1541	6,776.5	8,456.1	9,559.5	7,707.9	10,182.0	11,288.8	10,412.9	10,155.5	11,098.9	13,776.4	11,420.7	8,984.3
1542	4,623.4	6,299.9	13,947.8	5,606.0	7,206.9	2,516.8	5,531.4	37,303.5	12,358.5	9,329.8	25,526.8	16,333.5
1543	6,232.9	2,521.0	2,484.0	2,391.6	-7,636.5	1,528.3	4,800.1	540.4	605.2	9,290.0	8,389.6	12,394.5
1544	2,274.7	459.5	1,265.1	1,148.2	752.7	571.6	771.6	1,052.0	1,248.9	1,010.9	1,819.7	1,167.4
1549	10,242.0	21,759.2	30,598.3	12,419.9	10,360.2	19,484.4	21,292.4	15,258.4	21,603.8	23,721.4	22,808.6	21,622.4
1551	-5,649.1	-4,995.4	138.8	39.2	-2,410.5	-1,443.7	-1,474.8	170.5	-2,071.1	-1,082.3	903.0	-842.9
1552	67,405.4	66,121.7	69,424.1	75,708.6	76,669.2	66,543.0	85,392.3	82,411.8	82,480.4	94,377.3	78,901.8	71,880.4
1553	30,059.0	15,752.2	25,804.2	26,830.1	25,507.5	20,160.8	26,063.1	30,868.3	31,076.4	36,262.0	23,566.8	33,093.9
1554	2,643.4	2,567.1	3,686.6	496.5	2,155.2	1,741.9	1,245.5	1,942.5	958.1	2,865.8	2,140.5	1,541.9
Total	1,444,397.6	1,919,376.5	1,739,906.4	1,959,097.7	2,499,094.1	2,205,429.6	2,306,394.0	2,409,715.4	2,234,048.6	2,182,472.6	2,125,851.7	1,716,663.4

Balanza comercial CIU 15 datos dólares y toneladas



2011 vs. 2012 %*

	Exportación	Importación	Balanza
Ene	-6,22%	30,43%	-8,40%
Feb	16,46%	-21,59%	18,76%
Mar	-6,02%	-35,91%	-4,07%
Abr	-7,98%	-28,37%	-6,91%
May	-7,33%	6,20%	-7,84%
Jun	-9,43%	-10,80%	-9,38%
Jul	18,04%	-0,27%	18,96%
Ago	-5,93%	-0,12%	-6,17%
Sep	-2,64%	-9,50%	-2,31%
Oct	-6,95%	-7,73%	-6,91%
Nov	7,75%	-16,22%	9,15%
Dic	2,17%	-5,41%	2,66%

2011 vs. 2012 % **

	Exportación	Importación	Balanza
Ene	-6,97%	12,63%	-7,37%
Feb	23,76%	-38,19%	25,03%
Mar	-7,49%	-44,52%	-6,65%
Abr	-9,02%	-36,34%	-8,57%
May	-5,82%	2,72%	-5,92%
Jun	-4,10%	-8,76%	-4,04%
Jul	12,62%	-10,14%	12,98%
Ago	-15,61%	-7,62%	-15,73%
Sep	-17,83%	-19,51%	-17,80%
Oct	-24,25%	-6,96%	-24,50%
Nov	-15,48%	-15,56%	-15,48%
Dic	-27,58%	0,29%	-28,10%

Notas

* millones de dólares FOB

** miles de toneladas métricas